


Oxymizer® Disposable Oxygen Conserver

Oxymizer® Disposable Oxygen Conserver



Oxygen Conservation Using the Oxymizer®

The Oxymizer® is a disposable reservoir cannula. It is the simplest conserving device available today, operating without electronics, batteries, switches or flow controls. Learn how the following features can help you save time and money, meet the clinical needs of your patients, and ensure customer satisfaction.

- Savings ratio of up to 4:1
- Compatible with all continuous flow oxygen sources, including compressed gas, concentrators and liquid oxygen
- Facilitates conservation through the use of a reservoir that stores oxygen during exhalation for delivery during inhalation

How it Works

Both the pendant- and mustache-style models feature an oxygen-storage reservoir:



Pendant Model (P-224)

◀ The reservoir for the **pendant model** is contained in a hard plastic circle-shaped chamber that rests on a patient's chest, under their clothing.

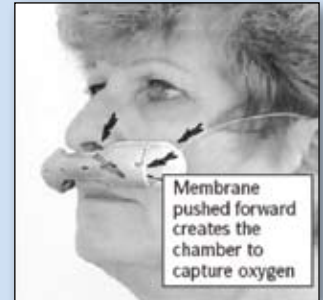


Mustache Model (O-224)

◀ The reservoir for the **mustache model** is contained in a chamber in the facepiece that sits directly under a patient's nose.

The reservoir functions similarly in both models:

Upon exhalation, the reservoir is thrust forward, creating a chamber that stores oxygen. ▶



Exhalation

Upon inhalation, the membrane is drawn toward the patient, delivering a bolus of 80 – 100% pure oxygen in addition to continuous flow. ▶




Inhalation

Oxygen Conservation

How can the Oxymizer® achieve a savings ratio of up to 4:1? It's quite simple. The Oxymizer® allows you to decrease your patient's liter flow while providing adequate oxygen saturation. For example, if a patient requires a 2 lpm setting, the Oxymizer® allows you to lower the flow to 0.5 lpm without compromising oxygenation. In this example, this represents an oxygen savings of 75%!

How is this possible? By storing oxygen during exhalation and delivering an enriched bolus in addition to continuous flow upon inhalation, the Oxymizer® requires less oxygen than a standard cannula.

OXYGEN CONSERVATION THROUGH REDUCED FLOW



Oxygen Savings

The Oxymizer® offers a savings ratio of up to 4:1 over continuous flow. The chart on the right illustrates conservation savings for a variety of liter flow settings.

OXYGEN REQUIREMENTS WITH STANDARD NASAL CANNULA	OXYGEN REQUIREMENTS WITH OXYMIZER® DEVICES	RESULTING OXYGEN SAVINGS*	SAVINGS RATIO (OVER CF)
2.0 lpm	0.5 lpm	75.00%	4:1
3.0 lpm	1.0 lpm	66.60%	3:1
3.5 lpm	1.5 lpm	57.14%	2.3:1
4.0 lpm	2.0 lpm	50.00%	2:1
5.0 lpm	2.5 lpm	50.00%	2:1
5.5 lpm	3.0 lpm	45.45%	1.8:1
6.0 lpm	3.5 lpm	41.67%	1.7:1
6.5 lpm	4.0 lpm	38.46%	1.6:1
7.0 lpm	4.5 lpm	35.71%	1.5:1
7.5 lpm	5.0 lpm	33.33%	1.5:1

*Average savings. Your patient's actual oxygen level may vary. ATS-ERS COPD Guidelines recommend titrating using the prescribed delivery device.

Cylinder Duration

The Oxymizer® can save you valuable time and money by extending the life of your patient's oxygen supply. The chart below outlines how much longer cylinders will last when using the Oxymizer®:

			Liter Flow Setting									
STANDARD CANNULA			2	3	3.5	4	5	5.5	6	6.5	7	7.5
OXYMIZER® EQUIVALENCY SETTING			0.5	1	1.5	2	2.5	3	3.5	4	4.5	5
	Cylinder Type	Volume	Estimated Cylinder Duration in Hours									
Continuous Flow Oxymizer®	M2	36 liters	0.30	0.20	0.17	0.15	0.12	0.11	0.10	0.09	0.09	0.08
	M2		1.20	0.60	0.39	0.30	0.24	0.20	0.17	0.15	0.13	0.12
Continuous Flow Oxymizer®	M4(A)	113 liters	0.94	0.63	0.54	0.47	0.38	0.34	0.31	0.29	0.27	0.25
	M4(A)		3.77	1.88	1.24	0.94	0.75	0.62	0.53	0.46	0.40	0.38
Continuous Flow Oxymizer®	M6(B)	164 liters	1.37	0.91	0.78	0.68	0.55	0.50	0.46	0.42	0.39	0.36
	M6(B)		5.47	2.73	1.80	1.37	1.09	0.89	0.77	0.67	0.59	0.55
Continuous Flow Oxymizer®	ML6	171 liters	1.43	0.95	0.81	0.71	0.57	0.52	0.48	0.44	0.41	0.38
	ML6		5.70	2.85	1.87	1.43	1.14	0.93	0.81	0.70	0.61	0.57
Continuous Flow Oxymizer®	M9(C)	246 liters	2.05	1.37	1.17	1.03	0.82	0.75	0.68	0.63	0.59	0.55
	M9(C)		8.20	4.10	2.69	2.05	1.64	1.34	1.16	1.01	0.88	0.82
Continuous Flow Oxymizer®	D	425 liters	3.54	2.36	2.02	1.77	1.42	1.29	1.18	1.09	1.01	0.94
	D		14.17	7.08	4.65	3.54	2.83	2.32	2.01	1.74	1.52	1.42
Continuous Flow Oxymizer®	E	680 liters	5.67	3.78	3.24	2.83	2.27	2.06	1.89	1.74	1.62	1.51
	E		22.67	11.33	7.45	5.67	4.53	3.71	3.21	2.79	2.43	2.27

*Due to the oxygen storage capability of the Oxymizer®, you can reduce your patient's liter flow and still deliver the required amount of oxygen to maintain saturation. The Oxymizer® effectively oxygenates high-flow patients.

Oxymizer® Disposable Oxygen Converter

Exclusive Features

Each Oxymizer® model offers the following unique features:

PENDANT MODEL, P-224, case of 24

Can be used with pursed-lips breathing (a technique used in pulmonary rehab programs) at all flows

Offers less conspicuous oxygen delivery, as it can be worn underneath clothing

MUSTACHE MODEL, O-224, case of 24

Can be used with pursed-lips breathing (a technique used in pulmonary rehab programs) at flows higher than 4 lpm

While more noticeable, this model is considered more comfortable by many patients

Product Benefits

The Oxymizer® offers the following important benefits:

HOME CARE PROVIDERS

Reduces the frequency of refills needed for **both** gaseous cylinders and liquid oxygen reservoirs by offering a savings ratio of up to 4:1

Eliminates the need to deliver and service two concentrators for high-flow patients (can achieve the equivalency of 7.5 lpm with one 5-liter concentrator!)

Offers you an alternative to continuous flow delivery for hard-to-saturate patients, allowing you to realize the time- and money-saving benefits offered by oxygen conservation

PHYSICIANS & PATIENTS

Provides a more comfortable alternative to a mask, allowing patients to eat, drink and talk in an unobstructed manner, thereby reducing anxiety and increasing compliance.

Reduces nasal irritation through flow reduction and a built-in humidification effect (does not require the use of a humidifier)

Supported by a wealth of clinical data documenting its use and efficacy at rest, during sleep and during exercise

Effectively oxygenates high-flow patients

Allows high-flow therapy to continue in a home care setting by reducing the liter flow required to achieve adequate saturation, facilitating earlier patient discharge